

# BDFW-LED

## Construction:

- Powder coated steel housing & chassis
- Brushed aluminum cover optional
- Brushed aluminum cover; aluminum chassis
- Diffuser is .10" thick extruded white acrylic
- Accent bars and rings are extruded aluminum

## Light Source:

- LED
- Dimming to 10% **Included**

## Notes:

- Mounts over standard J-Box
- Optional battery backup
- Vertical or Horizontal mounting
- ADA compliant (Cage style F & G non ADA)
- Build America, Buy America Act Compliant
- UL and CUL listed **DAMP** location
- LED Components
  - Replaceable Module
  - CRI > 90
  - Universal 120/277 volt standard
  - 5-Year Warranty on LED Components

- **For WET listed version see MERW 6xx Series**

Height - 12 ¼ - 16 ¼" - 24 ¼" - 36 ¼" - 48 ¼" - 72 ¼" - 96 ¼"

Width - 5 7/8"

Depth - 4"

Type:	
Job Name:	



## ORDERING INFORMATION

**Example: BDFW-36-LED-O3C-4-A-PO-WSA-DIM**

### BDFW

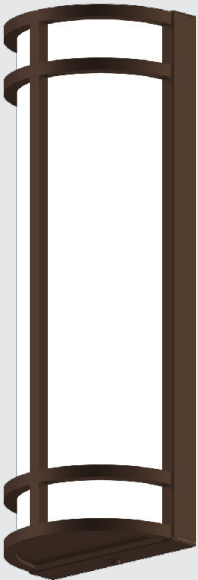
Size	LED					Kelvin	Cage	Finish	Diffuser	Options
		Watts	Source Lumens	Dimming	Energy Star					
						2 3000K	<b>A</b>	<b>P2</b> Brushed Alum	<b>WSA</b> White Smooth Acrylic	<b>DIM</b> LED dimming driver (0 - 10v) <b>DIMLD</b> Line Voltage /TRIAC/ELV/120v Consult Factory  <b>ES</b> Energy Star listed components <b>T24</b> Title 24/JA8 Compliant (F1Y configuration only)  <b>Battery Backup Options</b> (Available with 0-10v only) <b>BB10</b> 10 Watts (1170lm) for 90-Minute
					3 3500K	<b>B</b>	<b>W2</b> Gloss White			
					4 4000K	<b>C</b>	<b>B1</b> Satin Black			
						<b>D</b>	<b>B2</b> Text Black			
<b>12-LED</b>	<b>O1C</b>	9	1210	0-10v	NO	<b>E</b>	<b>Z1</b> Satin Bronze			
<b>16-LED</b>	<b>O2A</b>	12	1600	0-10v	NO	<b>F</b>	<b>Z3</b> Text Bronze			
<b>24-LED</b>	<b>O2C</b>	18	2420	0-10v	NO	<b>G</b>	<b>T4</b> Shimmer Gray			
	<b>F1Y</b>	30	3235	TRIAC/ELV	YES		<b>M13</b> Anod Silver			
<b>36-LED</b>	<b>O3C</b>	27	3630	0-10v	NO	<b>X</b>	<b>T6</b> Pewter			
<b>48-LED</b>	<b>O4C</b>	36	4840	0-10v	NO		<b>W13</b> Pearl Beige			
<b>72-LED</b>	<b>O6C</b>	54	7260	0-10v	NO					
<b>96-LED</b>	<b>O8C</b>	72	9680	0-10v	NO					



28435 Industry Drive., Valencia, California 91355  
 West Coast Sales: 800-325-4448 /661-257-0286 • fax 800-323-2346 /661-257-0201  
 www.lightwayind.com • sales@lightwayind.com




# Cage Styles



**Cage A**



**Cage B**




**Cage C**




**Cage D**



**Cage E**



**Cage F**



**Cage G**

NON ADA  
DEPTH 4 1/4"



28435 Industry Drive., Valencia, California 91355  
West Coast Sales: 800-325-4448 / 661-257-0286 • fax 800-323-2346 / 661-257-0201  
East Coast Sales: 866-350-0991 • fax 866-490-5754  
www.lightwayind.com • sales@lightwayind.com

