





Shown with Custom Color Diffuser and 42" Diameter Lens



B1 Satin Black




B2 Textured Black



M13 Anodized Silver




T6 Pewter




W13 Pearl Beige




W1 Yolk White




Z1 Satin Bronze




Z3 Textured Bronze



T4 Shimmer Gray



W3 Textured White



W2 Gloss White



LCLC-LED

Construction:

- Bottom Diffuser is a White Textured Acrylic
- Side Diffuser is a Translucent Bonded Linen Material with a variety of color options.

Light Source:

- LED
- Dimming to 10% **Included**


Notes:

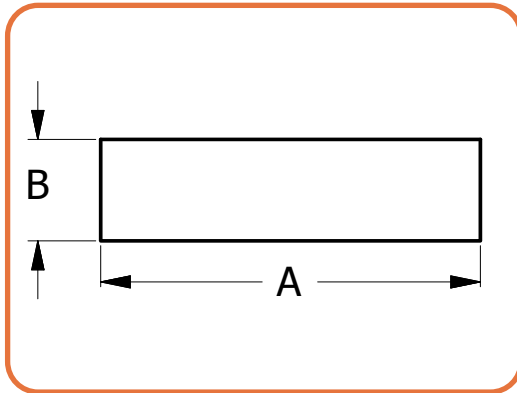
- Mounting Kit Included for standard J-box
- Multiple canopy and stem options available.
- Custom overall heights available
- The LCLC has a typical lead time of 6 weeks, consult with factory for any minimum order quantities and setup fees
- Finish options applies only with optional battery backup extension ring
- Build America, Buy America Act Compliant
- UL and CUL listed **DAMP** location
- LED Array
 - Replaceable Module
 - CRI > 90
 - Dimming (10% or 1%)
 - Universal 120/277 volt standard
 - 5-Year Warranty on LED Components
- For a pendant mounted version see the **LCLH**

Type:	
Job Name:	



DIFFUSER OPTIONS





Shown with Battery Backup Extension Ring

	DIM 'A'	DIM 'B'
LCLC-12	12.25"	4.5"
LCLC-15	15"	4.5"
LCLC-19	19"	5.25"
LCLC-24	24"	8"
LCLC-30	30"	8"
LCLC-36	36"	8"

ORDERING INFORMATION

Example: LCLC-15-LED-F1P-4-W2-CTA-DIM

LCLC

Size	LED	Watts	Source Lumens	Dimming	Energy Star	Kelvin	Cage	Finish	Diffusers	Options
12-LED	F1L	9	1400	0-10v	YES	2 3000K 3 3500K 4 4000K		<i>(See Notes)</i> B1 Satin Black B2 Text Black Z1 Satin Bronze Z3 Text Bronze W1 Yolk White W2 Gloss White T4 Shimmer Gray M13 Anod Silver T6 Pewter W13 Pearl Beige Optional (See Price List) M17 Brass Powder	WLA White Linen Acrylic CTA Chocolate Textured Acrylic Optional Trim Options (Consult Factory) RTA Rapid Textured Acrylic BTA Black Textured Acrylic Bottom Diffuser WTA White Textured Acrylic	DIM LED dimming driver (0 - 10v) DIMLD Line Voltage /TRIAC/ELV/120v See Resource Page ES Energy Star listed components T24 Title 24/JA8 Compliant (F10, F1P & F1Q configuration only) CF - Center Finial OCCHFA Concealed Occupancy Sensor See Sensor Resource Sheet Battery Backup Options (Requires 1 3/4" extension ring) Available in LCLC-15, 19 & 24 BB10 10 Watts (1170lm) for 90-Minutes
	F1O	10	863	TRIAC/ELV	YES					
	F1P	15	1361	TRIAC/ELV	YES					
15-LED	F1K	13	2115	0-10v	YES					
	F1P	15	1361	TRIAC/ELV	YES					
	F1Q	23	2057	TRIAC/ELV	YES					
19-LED	L1A	36	4000	0-10v	NO					
	F1Q	23	2057	TRIAC/ELV	YES					
24-LED	L1A	36	4000	0-10v	NO					
30-LED	O4C	36	4840	0-10v	NO					
36-LED	O8C	72	9680	0-10v	NO					
	O12C	107	14520	0-10v	NO					

