




B1 Satin  
Black



B2 Textured  
Black



M13 Anodized  
Silver




T6 Pewter




W13 Pearl  
Beige




W1 Yolk  
White




Z1 Satin  
Bronze



Z3 Textured  
Bronze



T4 Shimmer  
Gray



W3 Textured  
White



W2 Gloss  
White



# FWLA-LED

## Construction:

- Aluminum housing and chassis
- Diffuser is Clear Smooth Acrylic of optional White Frosted Acrylic

## Light Source:

- LED
- Dimming to 10% **Included**

## Notes:

- ½" NPT knuckle mounts to junction box or ground fitter
- Photocell (21) – specify voltage 120v or 277v
- FWLA-24 and 48 come standard with (2) knuckles – use option 3K for additional knuckle
- FWLA-96 and 144 standard with (3) knuckles – use option 4K for additional knuckle
- Optional battery backup
- Extension arms are powder coated silver/gray with P3 finish; otherwise painted same color as housing
- UL and CUL listed **WET** location
- LED Components
  - Replaceable Module
  - CRI > 80
  - >70,000 hours = 80,000
  - Voltage 120 - 208 - 240 - 277
  - 5-Year Warranty on LED Components

<b>Type:</b>	
<b>Job Name:</b>	



### FWLA-24

Height - 5"  
Width - 24½"  
Depth - 7"

### FWLA-48

Height - 5"  
Width - 48½"  
Depth - 7"

### FWLA-96

Height - 5"  
Width - 96½"  
Depth - 7"

### FWLA-144

Height - 5"  
Width - 144½"  
Depth - 7"

## ORDERING INFORMATION

**Example: FWLA-96-LED-O8C-4-P3-CSA-25**

## FWLA

Size	LED	Watts	Source Lumens	Dimming	Energy Star	Kelvin	Cage	Finish	Diffuser	Options
						2 3000K 3 3500K 4 4000K 5 5000K		<b>P3</b> Clear Anodized Aluminum  <b>Optional</b> <i>(See Price List)</i>	<b>CSA</b> Clear Smooth Acrylic  <b>Optional</b> <i>(See Price List)</i>	<b>DIM</b> LED dimming driver (0 - 10v) Dimming to 10% ( <b>Included</b> )
<b>24-LED</b>	<b>O2C</b>	18	2420	0-10v	NO			<b>W1</b> Yolk <b>W2</b> Gloss White <b>W3</b> Text White <b>B1</b> Satin Black <b>B2</b> Text Black <b>Z1</b> Satin Bronze <b>Z3</b> Text Bronze <b>T4</b> Shimmer Gray <b>M13</b> Anod Silver <b>T6</b> Pewter <b>W13</b> Pearl Beige	<b>WFA</b> White Frosted Acrylic	<b>21</b> Photocell - Specify voltage 01 - 120 volt 02 - 277 volt <b>24</b> 24" Extension Arms (FWLA-24 & 48) <b>25</b> 24" Extension Arms (FWLA-96 & 144) <b>84</b> Ground Fitter <b>3K</b> (3) Knuckles <b>4K</b> (4) Knuckles <b>FH</b> Fixed Hood  <b>Battery Backup Options</b> <i>(Available with 0-10v only)</i> <b>BB10</b> 10 Watts (1170lm) for 90-Minute
<b>48-LED</b>	<b>O4C</b>	36	4840	0-10v	NO					
<b>96-LED</b>	<b>O8C</b>	72	9680	0-10v	NO					
<b>144-LED</b>	<b>O12C58</b>	58	6600	0-10v	NO					
	<b>O12C</b>	107	14520	0-10v	NO					



28435 Industry Drive., Valencia, California 91355  
West Coast Sales: 800-325-4448 / 661-257-0286 • fax 800-323-2346 / 661-257-0201  
www.lightwayind.com • sales@lightwayind.com



# Extension Arms -24/-25

Type:	
Job Name:	

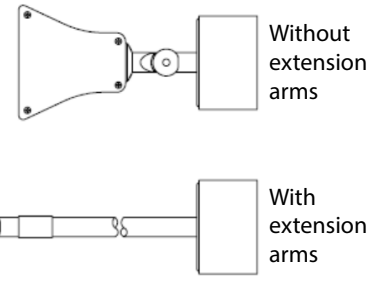
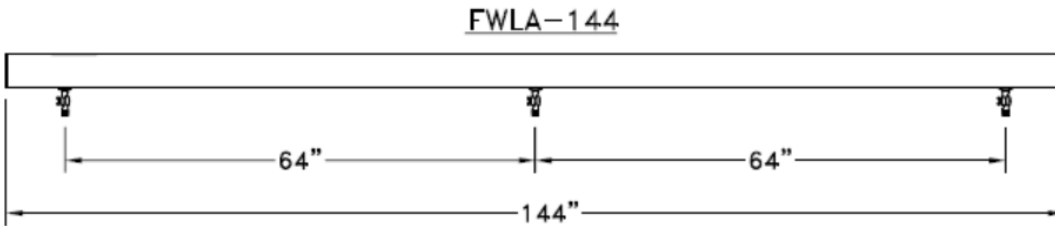
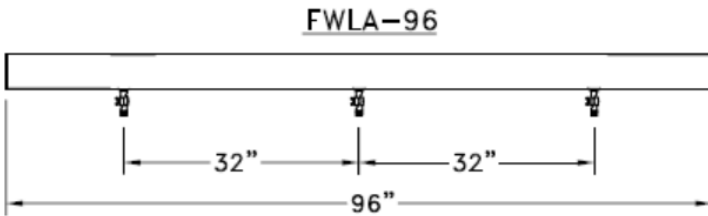
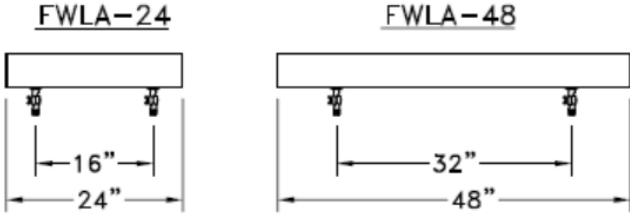
## Notes:

- Ridge galvanized 24" long x 1/2" conduit pipe
- Threaded end with coupling on oppsite end
- Powder coated finish to match fixture
- Attaches to Waterproof electrical box (supplied by others)
- Sold in sets of (2) or (3)
- Continues UL listing



Option 24

Option 25



## ORDERING INFORMATION

Model	Discription
-24	Set of (2) 24" extension arms painted to match fixture
-25	Set of (3) 24" extension arms painted to match fixture



28435 Industry Drive., Valencia, California 91355  
 West Coast Sales: 800-325-4448 / 661-257-0286 • fax 800-323-2346 / 661-257-0201  
 www.lightwayind.com • sales@lightwayind.com

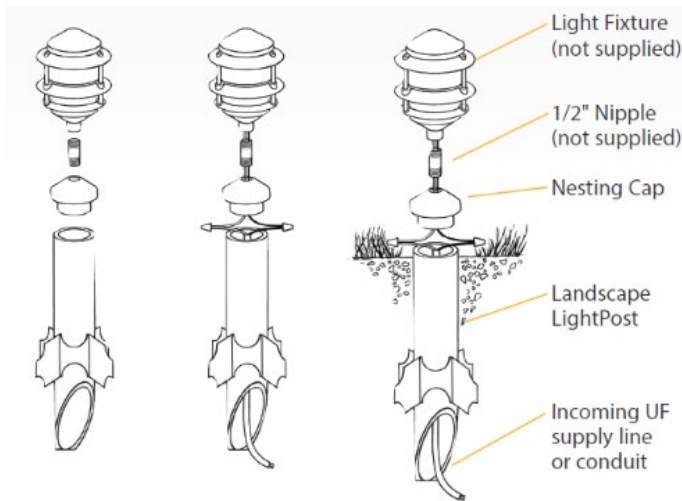


# Ground Fitter -84

Type:	
Job Name:	

**Notes:**

- 18" Mount Stake for 6" Diameter x 8 1/2" High
- Accepts 1/2" threaded knuckle (supplied by others)
- Built in wiring compartment
- Adjustable stabilizer
- Angled bottom to eliminate cable congestion
- 100% shatter resistant
- Corrosion and UV resistant
- UL Listed
- Suitable for WET locations



## ORDERING INFORMATION

	Discription	Direct Buried	Anchor Bolts	Finish	Options
-84	18" Ground Fitter Stake Black	Yes	N/A	B99 Black	



28435 Industry Drive., Valencia, California 91355  
 West Coast Sales: 800-325-4448 / 661-257-0286 • fax 800-323-2346 / 661-257-0201  
 www.lightwayind.com • sales@lightwayind.com

